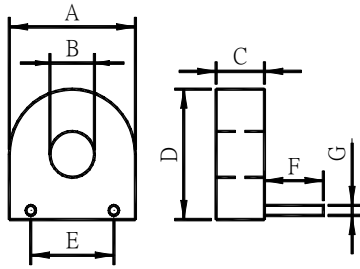
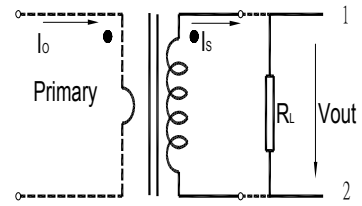


ZTU02 Series



Test Circuit



Electrical Characteristic						Mechanical Dimension						
Part No.	I_R	V_{out}	I_0	R_L	DCR	A(max)	B(max)	C(max)	D(max)	E(±3)	F(±1)	G(±0.1)
	A	mV	mA	Ω	Ω (max)	mm / inch						
ZTU02-17-150-1	15(30)	17.0	22.5	1K	44	$\frac{17.2}{0.68}$	$\frac{6.90}{0.27}$	$\frac{7.2}{0.28}$	$\frac{18.1}{0.71}$	$\frac{10.2}{0.40}$	$\frac{6.0}{0.24}$	$\frac{0.6}{0.02}$

Overinput property : $V=(V_0-V_0')/V_0*100\%$

V_0 is the normal output voltage while feeding assigned leakage current I_{OU} .

V_0' is the output voltage after overinput.

At that time feeding a direct current I_{DC} which value is equal to corresponding rated current.

Temperature property : $T=[V_0(T_0)-V_0'(T)]/V_0(T_0)*100\%$

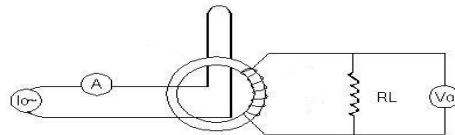
$V_0(T_0)$ is the normal output voltage at 25°C while feeding assigned leakage current I_0 .

$V_0'(T)$ is the output voltage at some temperature from -10°C up to 80°C under the same feeding condition.

Application:

- 1.Heater
- 2.Over Current Sensor
- 3.Earth leakage breaker
- 4.Ground fault circuit interrupter
- 5.Residual current circuit breaker
- 6.U.P.S. (Uninterrupted Power System)
- 7.Protection of Inverter (Air Conditioner etc)
- 8.Application leakage circuit interrupter
- 9.E.O.C.R. (Electronic Over Current Relay)
- 10.Motor Control (Motor Pump,Heat Control)

ZCT Unbalance Test



Definition:

I_R : Rated Current

I_0 : Detecting Current

R_L : Load Resistance.

V_{out} : Output Voltage

DCR: Secondary Winding DC Resistance.

Remark:

1. Frequency band :50Hz~60Hz.
2. Operating temperature: -25°C~80°C.
3. RoHS compliant.
4. Hi-Pot: 2500V_{RMS}/1min between windings.
5. Product parts meet UL requirements.