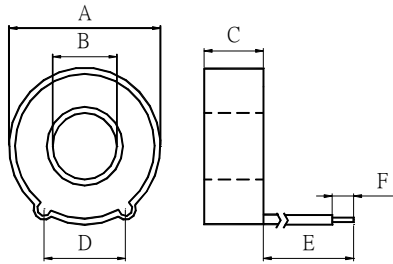
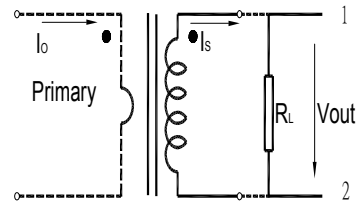


# ZTC04 Series



**Test Circuit**



Electrical Characteristic						Mechanical Dimension					
Part No.	$I_R$	$V_{out}$	$I_0$	$R_L$	DCR	A(max)	B(max)	C(max)	D(max)	E(±3)	F(±1)
	A	mV	mA	Ω	Ω(max)	mm / inch					
ZTC04-24-300-1	30(60)	8.0	11.25	330	89	$\frac{24.21}{0.95}$	$\frac{10.2}{0.40}$	$\frac{11.9}{0.47}$	$\frac{8.2}{0.32}$	$\frac{90}{3.35}$	$\frac{4.0}{0.17}$

**Overinput property :**  $V=(V_0-V_0')/V_0*100\%$

$V_0$  is the normal output voltage while feeding assigned leakage current  $I_{ou}$ .

$V_0'$  is the output voltage after overinput.

At that time feeding a direct current  $I_{DC}$  which value is equal to corresponding rated current.

**Temperature property :**  $T=[V_0(T_0)-V_0'(T)]/V_0(T_0)*100\%$

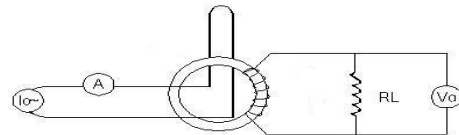
$V_0(T_0)$  is the normal output voltage at 25°C while feeding assigned leakage current  $I_0$ .

$V_0'(T)$  is the output voltage at some temperature from -10°C up to 80°C under the same feeding condition.

**Application:**

- 1.Heater
- 2.Over Current Sensor
- 3.Earth leakage breaker
- 4.Ground fault circuit interrupter
- 5.Residual current circuit breaker
- 6.U.P.S. (Uninterrupted Power System)
- 7.Protection of Inverter (Air Conditioner etc)
- 8.Application leakage circuit interrupter
- 9.E.O.C.R. (Electronic Over Current Relay)
- 10.Motor Control (Motor Pump,Heat Control)

**ZCT Unbalance Test**



**Definition:**

- $I_R$  : Rated Current
- $I_0$  : Detecting Current
- $R_L$  : Load Resistance.
- $V_{out}$  : Output Voltage
- DCR: Secondary Winding DC Resistance.

**Remark:**

1. Frequency band :50Hz~60Hz.
2. Operating temperature: -25°C~80°C.
3. RoHS compliant.
4. Hi-Pot: 2500V<sub>RMS</sub>/1min between windings.
5. Product parts meet UL requirements.