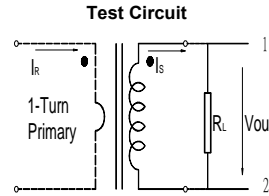
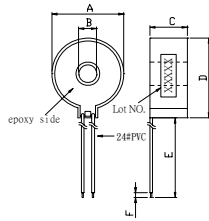
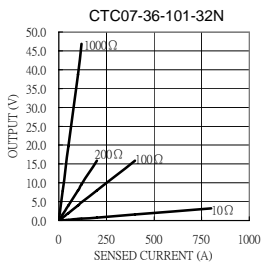
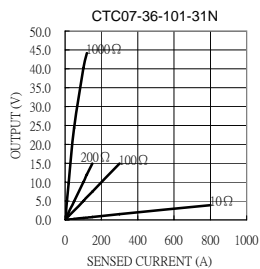
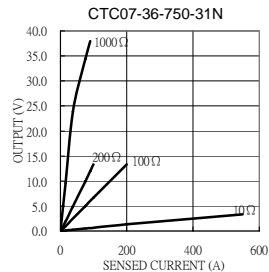
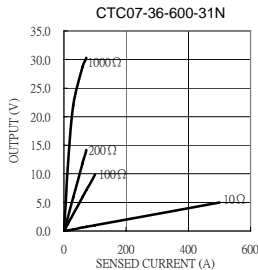
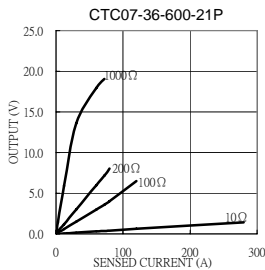
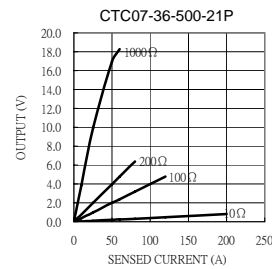
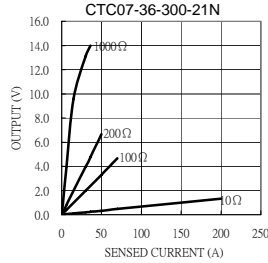
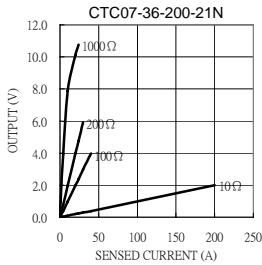


CTC07-36 Series



Electrical Characteristic										Mechanical Dimension					
Part No.	I _R (A)	V _{out} (V)	Acc.Class (%)	I _{min} (A)	I _{max} (A)	R _L (Ω)	f (%)	δ (°)	DCR (Ω)	A(max)	B(max)	C(max)	D(max)	E(±3)	F(±1)
mm / inch															
CTC07-36-200-21N	0.02~20	1.984	0.5	0.02	45	100	-0.325	7.5	21.0	36.75 1.45	13.2 0.52	14.4 0.57	40.45 1.59	130 5.12	4.0 0.16
CTC07-36-300-21N	0.03~30	1.986	0.5	0.03	75	100	-0.215	5.0	57						
CTC07-36-500-21P	0.05~50	1.989	0.2	0.05	145	100	-0.130	3.0	145						
CTC07-36-600-21P	0.02~60	2.989	0.2	0.02	130	100	-0.136	3.3	76						
CTC07-36-600-31N	0.1~60	5.959	1	0.1	130	100	-0.933	31.7	21						
CTC07-36-750-31N	0.075~75	4.967	1	0.075	250	100	-0.528	20.0	57						
CTC07-36-101-31N	0.2~100	4.991	0.5	0.2	360	100	-0.416	18.8	78						
CTC07-36-101-32N	0.1~100	3.998	0.5	0.1	420	100	-0.235	15.0	149						



Definition:

- I_R : Rated Current
- V_{out}: Output voltage.
- Acc.Class: Accuracy class.
- I_{min}: Min. detecting current which remains linearity.
- I_{max}: Max. detecting current which remains linearity.
- R_L : Load resistance.
- f(%): Ratio error.
- δ(°): Phase shift.
- DCR: Secondary Winding DC Resistance.

Remark:

1. Frequency band :50Hz~60Hz.
2. Operating temperature: -25℃~80℃.
3. All current ,voltage refer to rms value.
4. RoHS compliant.
5. Hi-Pot: 2500V_{RMS}/1min between windings.
6. Formula of 2nd output :V_{out}=I_R*R_L / N(Turns).
7. Product parts meet UL requirements.